


18,821 -1

Brittni Turner
Hunt County Treasurer

FY 24: Monthly Report, March 2024

FILED FOR RECORD
at 1:00 o'clock PM M

MAY 28 2024

BECKY LANDRUM
County Clerk, Hunt County, Tex.
By 

The Treasurers' Monthly Report includes money received and disbursed as well as funds invested and debt due by Hunt County. The Treasurer's Books and the Auditor's General Ledger agree. The Bank Statements have been reconciled and approved by the County Auditor.


This affidavit must state the amount of cash and other assets that are in the custody of the county treasurer at the time of the examination. (LGC 114.026) **Month End Balance: \$79,493,904.18**


Therefore, Brittni Turner, County Treasurer of Hunt County, Texas, who being fully sworn, upon oath says that the within and foregoing report is true and correct to the best of her knowledge.


This report will be filed with accompanying reports this 28th day of May, 2024.


Brittni Turner, Hunt County Treasurer

Commissioners' Court having compared and examined the Treasurer's Report as presented and subject to independent auditor's review, certify the report to be correct and therefore request it be filed with the official minutes of this meeting. LGC 114.026(c)



Mark Hutchins, Comm., Pct #1


Bobby Stovall, Hunt County Judge


David Monroe, Comm., Pct #2


Phillip Martin, Comm., Pc: #3




Steven Harrison, Comm., Pct #4

**Hunt County Treasurer
Monthly Report
March 2024**

Hunt County Funds	Beginning Balance	Money Received	Money Disbursed	Transfer In/Out Investment	Month End Balance
10-GENERAL	4,182,620.10	1,899,303.51	-5,185,338.11	2,000,000.00	2,896,585.50
10-Texas CLASS G.O.	17,117,071.35	74,330.01	0.00	-2,000,000.00	15,191,401.36
10-TexPool Investment	1,184,761.16	5,349.19	0.00	0.00	1,190,110.35
10-TexStar Investment	3,097,446.40	13,939.16	0.00	0.00	3,111,385.56
10-Inwood Nat'l Bank CD # 8263	640,218.59	2,536.38	0.00	0.00	642,754.97
10-Inwood Nat'l Bank CD # 6260	580,159.26	2,298.45	0.00	0.00	582,457.71
10-Logic G.O.	7,313,446.94	33,997.14	0.00	0.00	7,347,444.08
10-General Fund Totals:	34,115,723.80	2,031,753.84	-5,185,338.11	0.00	30,962,139.53
15-Exchange Bldg	1,685,236.29	56,248.92	-336,469.54	0.00	1,405,015.67
20-Law Library	79,171.67	7,405.88	-1,697.89	0.00	84,879.66
21-R&B #1	162,736.36	154,287.37	-259,807.39	80,000.00	137,216.34
21-R&B #1, Texas CLASS	1,751,353.77	7,921.46	0.00	-80,000.00	1,679,275.23
21-R&B #1, TexPool Invest.	55,242.70	249.41	0.00	0.00	55,492.11
21-R&B #1, Logic	693,565.01	3,224.09	0.00	0.00	696,789.10
21-R&B #1 Fund Totals:	2,662,897.84	165,682.33	-259,807.39	0.00	2,568,772.78
22-R&B #2	215,328.82	104,063.80	-703,875.66	525,000.00	140,516.96
22-R&B #2, Texas CLASS	1,448,225.93	6,274.17	0.00	-175,000.00	1,279,500.10
22-R&B #2, TexPool Invest.	55,235.15	249.36	0.00	0.00	55,484.51
22-R&B #2, Logic	704,092.64	3,009.81	0.00	-350,000.00	357,102.45
22-R&B #2 Fund Totals:	2,422,882.54	113,597.14	-703,875.66	0.00	1,822,604.02
23-R&B #3	161,972.95	104,358.10	-364,030.10	230,000.00	132,300.95
23-R&B #3, Texas CLASS	2,294,695.65	10,315.08	0.00	-130,000.00	2,175,010.73
23-R&B #3, TexPool Invest	99,976.64	451.37	0.00	0.00	100,428.01
23-R&B #3, Logic	565,946.76	2,555.65	0.00	-100,000.00	468,502.41
23-R&B #3 Fund Totals:	3,122,592.00	117,680.20	-364,030.10	0.00	2,876,242.10
24-R&B #4	153,657.13	104,071.30	-323,947.85	175,000.00	108,780.58
24-R&B #4, Texas CLASS	1,496,363.73	6,497.47	0.00	-175,000.00	1,327,861.20
24-R&B #4, TexPool Invest	56,977.77	257.27	0.00	0.00	57,235.04
24-R&B #4, Logic	726,095.96	3,375.31	0.00	0.00	729,471.27
24-R&B #4 Fund Totals:	2,433,094.59	114,201.35	-323,947.85	0.00	2,223,348.09
25-Health Private	-6,991.79	1,045.00	-5,335.65	0.00	-11,282.44
26-State Health Services	-22,169.43	29,197.88	-40,752.43	0.00	-33,723.98
27-Hunt County Grants	79,979.93	1,060,113.45	-11,859.76	0.00	1,128,233.62
41-American Rescue Plan Funds	-12,650.00	0.00	-46,677.76	59,327.76	0.00
41-ARPA Funds - Texas CLASS	10,588,552.80	49,026.46	0.00	-59,327.76	10,578,251.50
41-ARPA Funds - Totals:	10,575,902.80	49,026.46	-46,677.76	0.00	10,578,251.50
44-Road Bonds	0.00	0.00	-113,425.79	113,425.79	0.00
44-Road Bonds, Logic	3,690,300.22	17,069.35	0.00	-113,425.79	3,593,943.78
44-Road Bond Totals:	3,690,300.22	17,069.35	-113,425.79	0.00	3,593,943.78
45-Capital Improvement	0.00	0.00	-87,078.45	85,853.24	-1,225.21
45-Capital Improvement Logic	14,408,515.04	66,797.01	0.00	-85,853.24	14,389,458.81
45-Capital Improvement TxPool	3,592,271.67	16,219.12	0.00	0.00	3,608,490.79
45-Capital Improvement Totals:	18,000,786.71	83,016.13	-87,078.45	0.00	17,996,724.39
61-Right of Way Fund	13,165.62	0.00	0.00	0.00	13,165.62
61-Right of Way Fund TxPool	10,310.08	46.55	0.00	0.00	10,356.63
61-Right of Way Fund Totals	23,475.70	46.55	0.00	0.00	23,522.25

**Hunt County Treasurer
Monthly Report
March 2024**

Hunt County Funds	Beginning Balance	Money Received	Money Disbursed	Transfer In/Out Investment	Month End Balance
66-Self-Insured Insurance Fund	-393,947.91	840,031.55	-845,350.17	0.00	-399,266.53
66-Self-Insured Ins. - Texas Class	107,730.29	499.78	0.00	0.00	108,230.07
66-Self Insurance Fund Totals:	-286,217.62	840,531.33	-845,350.17	0.00	-291,036.46
68-JP, DDC Fee Fund	77,096.17	340.00	-2.32	0.00	77,433.85
70-Voter Admin 19	0.00	0.00	0.00	0.00	0.00
71-DC Records Management	6,964.70	1.15	0.00	0.00	6,965.85
72-HAVA/CARES Grant	0.00	0.00	0.00	0.00	0.00
74-Elections Special	122,081.13	0.00	0.00	0.00	122,081.13
75-CA-DWI	19,672.29	162.82	0.00	0.00	19,835.11
77-PreTrial Intervention	182,420.99	1,041.00	-5,251.26	0.00	178,210.73
81-CC RMPF	12,252.70	22,077.50	-7,862.89	-35,517.59	-9,050.28
81-CC RMPF - Texas Class	1,475,019.89	6,948.31	0.00	35,517.59	1,517,485.79
81-CC RMPF Totals	1,487,272.59	29,025.81	-7,862.89	0.00	1,508,435.51
82-Courthouse Security	262,230.47	5,552.39	-2,901.23	0.00	264,881.63
83-Justice Court Sec.	62,962.03	340.01	-325.17	0.00	62,976.87
84-District Clerk Archive	72,236.04	50.42	0.00	0.00	72,286.46
85-Co & District Court Techn	20,232.91	102.48	0.00	0.00	20,335.39
86-County Record Preservation	212,245.25	6,883.76	0.00	0.00	219,129.01
87-Justice Court Technology	31,907.48	1,188.09	-1,742.10	0.00	31,353.47
88-County Clerk Archive	582,731.11	21,080.00	0.00	0.00	603,811.11
89-County Record Mgt Preserve	142,053.03	1,230.93	0.00	0.00	143,283.96
91-TCOLE	55,768.78	13,275.61	-1,034.89	0.00	68,009.50
95-Juv Prob. Local Funds	785,138.87	210.00	-66,883.74	0.00	718,465.13
96-Juv Prob Grant Funds	207,995.44	1,082.26	-86,435.54	0.00	122,642.16
<hr/>					
50-Debt Service (I&S)	139,837.16	16,696.65	-4,503.17	0.00	152,030.64
50-Debt Service TexPool Inv	163,364.58	737.58	0.00	0.00	164,102.16
50-Debt Service Fund Totals:	303,201.74	17,434.23	-4,503.17	0.00	316,132.80
<hr/>					
Total of Funds:	53,445,384.49	3,806,094.54	-7,610,560.93	0.00	79,493,904.18

**Hunt County Treasurer
Monthly Report
March 2024**

HUNT COUNTY DEBT

	Mo. Beginning	Payment	Balance Due
Reserve St Comptroller I	\$681,660.64	-\$1,888.23	\$679,772.41
Reserve St Comptroller II	\$0.00	\$0.00	\$0.00
Reserve St Comptroller III	\$140,036.35	-\$2,960.00	\$137,076.35
Reserve St Comptroller IV	\$286,423.07	-\$2,367.00	\$284,056.07
2015 Tax Notes	\$0.00	\$0.00	\$0.00
2017 Road Bonds Payable	\$5,170,000.00	-\$300,000.00	\$4,870,000.00
2021 Road Bonds Payable	\$5,020,000.00	-\$225,000.00	\$4,795,000.00
Bond Premium Payable	-\$57,943.50	\$0.00	-\$57,943.50
2017 Road Bond Premium	\$289,750.00	\$0.00	\$289,750.00
2021 Road Bond Premium	\$330,337.50	\$0.00	\$330,337.50
Liability Comp Absence	\$605,957.00	\$0.00	\$605,957.00
R&B 3 Equipmnt SPFC	\$0.00	\$0.00	\$0.00
R&B 1 770G M/G BB&T	\$0.00	\$0.00	\$0.00
R&B 1 770G M/G RDO	\$0.00	\$0.00	\$0.00
R&B 2 M/G BCI Capital	\$0.00	\$0.00	\$0.00
R&B 4 Loaders BCI Capital	\$0.00	\$0.00	\$0.00
SRC Excavator CAT Financial	\$0.00	\$0.00	\$0.00
OPEB Pension Liability	\$12,655,364.00	\$0.00	\$12,655,364.00
GASB 68 Pension Liability	\$6,514,278.00	\$0.00	\$6,514,278.00
Def. Resource Inflow Pensn	\$2,883,459.00	\$0.00	\$2,883,459.00
Def. Inflow Resources-OPEB	\$1,714,843.00	\$0.00	\$1,714,843.00
Totals:	\$36,234,165.06	-\$532,215.23	\$35,701,949.83

Invested Funds

March 2024

GENERAL Fund	Rate	Month Balance	
Logic	5.4733%	7,347,444.08	26.18%
Texpool	5.3161%	1,190,110.35	4.24%
Texstar	5.2986%	3,111,385.56	11.09%
Texas CLASS	5.4652%	15,191,401.36	54.13%
Inwood Ntl CD 8263 - Maturity Date 10/10/24	5.0000%	642,754.97	2.29%
Inwood Ntl CD 6260 - Maturity Date 06/13/24	5.0000%	582,457.71	2.08%
TOTAL:		28,065,554.03	100.00%

Road & Bridge 1	Rate	Month Balance	
Logic	5.4733%	696,789.10	28.66%
Texpool	5.3161%	55,492.11	2.28%
Texas CLASS	5.4652%	1,679,275.23	69.06%
TOTAL:		2,431,556.44	100.00%

Road & Bridge 2	Rate	Month Balance	
Logic	5.4733%	357,102.45	21.10%
Texpool	5.3161%	55,484.51	3.28%
Texas CLASS	5.4652%	1,279,500.10	75.62%
TOTAL:		1,692,087.06	100.00%

Road & Bridge 3	Rate	Month Balance	
Logic	5.4733%	468,502.41	17.07%
Texpool	5.3161%	100,428.01	3.66%
Texas CLASS	5.4652%	2,175,010.73	79.27%
TOTAL:		2,743,941.15	100.00%

Road & Bridge 4	Rate	Month Balance	
Logic	5.4733%	729,471.27	34.50%
Texpool	5.3161%	57,235.04	2.71%
Texas CLASS	5.4652%	1,327,861.20	62.80%
TOTAL:		2,114,567.51	100.00%

Capital Improvement	Rate	Month Balance	
Logic	5.4733%	14,389,458.81	79.95%
Texpool	5.3161%	3,608,490.79	20.05%
TOTAL:		17,997,949.60	100.00%

ARPA Funds	Rate	Month Balance	
Texas CLASS	5.4652%	10,578,251.50	100.00%
TOTAL:		10,578,251.50	100.00%

Self-Insurance Fund	Rate	Month Balance	
Texas CLASS	5.4652%	108,230.07	100.00%
TOTAL:		108,230.07	100.00%

Invested Funds

March 2024

Co. Clerk Records Mgmt & Preservation	Rate	Month Balance	
Texas CLASS	5.4652%	1,517,485.79	100.00%
TOTAL:		1,517,485.79	100.00%

(Also at 100% each as stated below)

Logic: Road Bonds	3,593,943.78
TexPool: Right of Way	10,356.63
TexPool: Debt Service I&S	164,102.16

Total Investments: **\$71,018,025.72**

18,821-2

Brittni Turner
Hunt County Treasurer

FY 24: Monthly Report, April 2024

FILED FOR RECORD
at 1:00 o'clock P M

MAY 28 2024

BECKY LANDRUM
County Clerk, Hunt County, Tex.
By 

The Treasurers' Monthly Report includes money received and disbursed as well as funds invested and debt due by Hunt County. The Treasurer's Books and the Auditor's General Ledger agree. The Bank Statements have been reconciled and approved by the County Auditor.


This affidavit must state the amount of cash and other assets that are in the custody of the county treasurer at the time of the examination. (LGC 114.026) **Month End Balance: \$76,146,762.38**


Therefore, Brittni Turner, County Treasurer of Hunt County, Texas, who being fully sworn, upon oath says that the within and foregoing report is true and correct to the best of her knowledge.

This report will be filed with accompanying reports this 28th day of May, 2024.


Brittni Turner, Hunt County Treasurer



Commissioners' Court having compared and examined the Treasurer's Report as presented and subject to independent auditor's review, certify the report to be correct and therefore request it be filed with the official minutes of this meeting. LGC 114.026(c)


Mark Hutchins, Comm., Pct #1


Bobby Stovall, Hunt County Judge


Phillip Martin, Comm., Pct #3




David Monroe, Comm., Pct #2

Steven Harrison, Comm., Pct #4

**Hunt County Treasurer
Monthly Report
April 2024**

Hunt County Funds	Beginning Balance	Money Received	Money Disbursed	Transfer In/Out Investment	Month End Balance
10-GENERAL	2,896,585.50	1,833,420.07	-3,863,592.44	2,000,000.00	2,866,413.13
10-Texas CLASS G.O.	15,191,401.36	67,738.96	0.00	0.00	15,259,140.32
10-TexPool Investment	1,190,110.35	5,198.21	0.00	0.00	1,195,308.56
10-TexStar Investment	3,111,385.56	13,568.21	0.00	0.00	3,124,953.77
10-Inwood Nat'l Bank CD # 8263	642,754.97	2,722.05	0.00	0.00	645,477.02
10-Inwood Nat'l Bank CD # 6260	582,457.71	2,466.69	0.00	0.00	584,924.40
10-Logic G.O.	7,347,444.08	26,366.37	0.00	-2,000,000.00	5,373,810.45
10-General Fund Totals:	30,962,139.53	1,951,480.56	-3,863,592.44	0.00	29,050,027.65
15-Exchange Bldg	1,405,015.67	58,224.24	-54,933.98	0.00	1,408,305.93
20-Law Library	84,879.66	3,640.53	-1,395.93	0.00	87,124.26
21-R&B #1	137,216.34	89,913.58	-186,277.27	70,000.00	110,852.65
21-R&B #1, Texas CLASS	1,679,275.23	7,487.93	0.00	0.00	1,686,763.16
21-R&B #1, TexPool Invest.	55,492.11	242.34	0.00	0.00	55,734.45
21-R&B #1, Logic	696,789.10	2,893.73	0.00	-70,000.00	629,682.83
21-R&B #1 Fund Totals:	2,568,772.78	100,537.58	-186,277.27	0.00	2,483,033.09
22-R&B #2	140,516.96	549,567.02	-217,119.83	-400,000.00	72,964.15
22-R&B #2, Texas CLASS	1,279,500.10	5,705.34	0.00	0.00	1,285,205.44
22-R&B #2, TexPool Invest.	55,484.51	242.32	0.00	0.00	55,726.83
22-R&B #2, Logic	357,102.45	2,915.49	0.00	400,000.00	760,017.94
22-R&B #2 Fund Totals:	1,832,604.02	558,430.17	-217,119.83	0.00	2,173,914.36
23-R&B #3	132,300.95	90,196.01	-411,212.28	280,000.00	91,284.68
23-R&B #3, Texas CLASS	2,175,010.73	8,784.39	0.00	-280,000.00	1,903,795.12
23-R&B #3, TexPool Invest	100,428.01	438.64	0.00	0.00	100,866.65
23-R&B #3, Logic	468,502.41	2,100.36	0.00	0.00	470,602.77
23-R&B #3 Fund Totals:	2,876,242.10	101,519.40	-411,212.28	0.00	2,566,549.22
24-R&B #4	108,780.58	125,315.04	-311,115.99	130,000.00	52,979.63
24-R&B #4, Texas CLASS	1,327,861.20	5,920.96	0.00	0.00	1,333,782.16
24-R&B #4, TexPool Invest	57,235.04	250.02	0.00	0.00	57,485.06
24-R&B #4, Logic	729,471.27	2,843.05	0.00	-130,000.00	602,314.32
24-R&B #4 Fund Totals:	2,223,348.09	134,329.07	-311,115.99	0.00	2,046,561.17
25-Health Private	-11,282.44	3,941.00	-4,615.49	0.00	-11,956.93
26-State Health Services	-33,723.98	3,436.93	-31,944.93	0.00	-62,231.98
27-Hunt County Grants	1,128,233.62	18,074.79	-68,784.63	-1,050,000.00	27,523.78
27-SB22 Sheriff, Texas CLASS	0.00	2,005.07	0.00	500,000.00	502,005.07
27-SB22 CA, Texas CLASS	0.00	1,102.80	0.00	275,000.00	276,102.80
27-SB22 DA, Texas CLASS	0.00	1,102.80	0.00	275,000.00	276,102.80
27-Hunt County Grants Totals:	1,128,233.62	22,285.46	-68,784.63	0.00	1,081,734.45
41-American Rescue Plan Funds	0.00	0.00	-79,667.30	79,667.30	0.00
41-ARPA Funds - Texas CLASS	10,578,251.50	46,923.25	0.00	-79,667.30	10,545,507.45
41-ARPA Funds - Totals:	10,578,251.50	46,923.25	-79,667.30	0.00	10,545,507.45
44-Road Bonds	0.00	0.00	0.00	0.00	0.00
44-Road Bonds, Logic	3,593,943.78	16,111.96	0.00	0.00	3,610,055.74
44-Road Bond Totals:	3,593,943.78	16,111.96	0.00	0.00	3,610,055.74
45-Capital Improvement	-1,225.21	0.00	-1,111,342.86	1,112,568.07	0.00
45-Capital Improvement Logic	14,389,458.81	60,893.53	0.00	-1,112,568.07	13,337,784.27
45-Capital Improvement TxPool	3,608,490.79	15,761.32	0.00	0.00	3,624,252.11
45-Capital Improvement Totals:	17,996,724.39	76,654.85	-1,111,342.86	0.00	16,962,036.38
61-Right of Way Fund	13,165.62	0.00	0.00	0.00	13,165.62
61-Right of Way Fund TxPool	10,356.63	45.29	0.00	0.00	10,401.92
61-Right of Way Fund Totals	23,522.25	45.29	0.00	0.00	23,567.54

**Hunt County Treasurer
Monthly Report
April 2024**

Hunt County Funds	Beginning Balance	Money Received	Money Disbursed	Transfer In/Out Investment	Month End Balance
66-Self-Insured Insurance Fund	-399,266.53	550,534.51	-722,801.84	0.00	-571,533.86
66-Self-Insured Ins. - Texas Class	108,230.07	482.59	0.00	0.00	108,712.66
66-Self Insurance Fund Totals:	-291,036.46	551,017.10	-722,801.84	0.00	-462,821.20
68-JP, DDC Fee Fund	77,433.85	332.43	-877.08	0.00	76,889.20
70-Voter Admin 19	0.00	0.00	0.00	0.00	0.00
71-DC Records Management	6,965.85	0.81	0.00	0.00	6,966.66
72-HAVA/CARES Grant	0.00	0.00	0.00	0.00	0.00
74-Elections Special	122,081.13	0.00	0.00	0.00	122,081.13
75-CA-DWI	19,835.11	803.69	0.00	0.00	20,638.80
77-PreTrial Intervention	178,210.73	2,560.00	-633.81	0.00	180,136.92
81-CC RMPF	-9,050.28	22,977.85	-5,211.74	0.00	8,715.83
81-CC RMPF - Texas Class	1,517,485.79	6,766.53	0.00	0.00	1,524,252.32
81-CC RMPF Totals	1,508,435.51	29,744.38	-5,211.74	0.00	1,532,968.15
82-Courthouse Security	264,881.63	3,239.45	-1,873.42	0.00	266,247.66
83-Justice Court Sec.	62,976.87	305.89	-37.99	0.00	63,244.77
84-District Clerk Archive	72,286.46	0.00	0.00	0.00	72,286.46
85-Co & District Court Techn	20,335.39	98.51	0.00	0.00	20,433.90
86-County Record Preservation	219,129.01	3,070.46	0.00	0.00	222,199.47
87-Justice Court Technology	31,353.47	1,015.24	-899.59	0.00	31,469.12
88-County Clerk Archive	603,811.11	21,820.00	0.00	0.00	625,631.11
89-County Record Mgt Preserve	143,283.96	1,567.59	0.00	0.00	144,851.55
91-TCOLE	68,009.50	838.40	-236.00	0.00	68,611.90
95-Juv Prob. Local Funds	718,465.13	120.00	-57,522.17	0.00	661,062.96
96-Juv Prob Grant Funds	122,642.16	135,954.94	-56,498.56	0.00	202,098.54
<hr/>					
50-Debt Service (I&S)	152,030.64	10,687.36	0.00	0.00	162,718.00
50-Debt Service TexPool Inv	164,102.16	716.79	0.00	0.00	164,818.95
50-Debt Service Fund Totals:	316,132.80	11,404.15	0.00	0.00	327,536.95
<hr/>					
Total of Funds:	49,691,253.75	3,155,880.93	-6,386,125.99	0.00	76,146,762.38

Hunt County Treasurer
Monthly Report
April 2024

HUNT COUNTY DEBT

	Mo. Beginning	Payment	Balance Due
Reserve St Comptroller I	\$679,772.41	-\$1,888.23	\$677,884.18
Reserve St Comptroller II	\$0.00	\$0.00	\$0.00
Reserve St Comptroller III	\$137,076.35	-\$2,960.00	\$134,116.35
Reserve St Comptroller IV	\$284,056.07	-\$2,367.00	\$281,689.07
2015 Tax Notes	\$0.00	\$0.00	\$0.00
2017 Road Bonds Payable	\$4,870,000.00	\$0.00	\$4,870,000.00
2021 Road Bonds Payable	\$4,795,000.00	\$0.00	\$4,795,000.00
Bond Premium Payable	-\$57,943.50	\$0.00	-\$57,943.50
2017 Road Bond Premium	\$289,750.00	\$0.00	\$289,750.00
2021 Road Bond Premium	\$330,337.50	\$0.00	\$330,337.50
Liability Comp Absence	\$605,957.00	\$0.00	\$605,957.00
R&B 3 Equipmnt SPFC	\$0.00	\$0.00	\$0.00
R&B 1 770G M/G BB&T	\$0.00	\$0.00	\$0.00
R&B 1 770G M/G RDO	\$0.00	\$0.00	\$0.00
R&B 2 M/G BCI Capital	\$0.00	\$0.00	\$0.00
R&B 4 Loaders BCI Capital	\$0.00	\$0.00	\$0.00
SRC Excavator CAT Financial	\$0.00	\$0.00	\$0.00
OPEB Pension Liability	\$12,655,364.00	\$0.00	\$12,655,364.00
GASB 68 Pension Liability	\$6,514,278.00	\$0.00	\$6,514,278.00
Def. Resource Inflow Pensn	\$2,883,459.00	\$0.00	\$2,883,459.00
Def. Inflow Resources-OPEB	\$1,714,843.00	\$0.00	\$1,714,843.00
Totals:	\$35,701,949.83	-\$7,215.23	\$35,694,734.60

Invested Funds

April 2024

GENERAL Fund	Rate	Month Balance	
Logic	5.4544%	5,373,810.45	20.52%
Texpool	5.3142%	1,195,308.56	4.57%
Texstar	5.3057%	3,124,953.77	11.93%
Texas CLASS	5.4286%	15,259,140.32	58.28%
Inwood Ntl CD 8263 - Maturity Date 10/10/24	5.0000%	645,477.02	2.47%
Inwood Ntl CD 6260 - Maturity Date 06/13/24	5.0000%	584,924.40	2.23%
TOTAL:		26,183,614.52	100.00%

Road & Bridge 1	Rate	Month Balance	
Logic	5.4544%	629,682.83	26.54%
Texpool	5.3142%	55,734.45	2.35%
Texas CLASS	5.4286%	1,686,763.16	71.11%
TOTAL:		2,372,180.44	100.00%

Road & Bridge 2	Rate	Month Balance	
Logic	5.4544%	760,017.94	36.17%
Texpool	5.3142%	55,726.83	2.65%
Texas CLASS	5.4286%	1,285,205.44	61.17%
TOTAL:		2,100,950.21	100.00%

Road & Bridge 3	Rate	Month Balance	
Logic	5.4544%	470,602.77	19.01%
Texpool	5.3142%	100,866.65	4.07%
Texas CLASS	5.4286%	1,903,795.12	76.91%
TOTAL:		2,475,264.54	100.00%

Road & Bridge 4	Rate	Month Balance	
Logic	5.4544%	602,314.32	30.21%
Texpool	5.3142%	57,485.06	2.88%
Texas CLASS	5.4286%	1,333,782.16	66.90%
TOTAL:		1,993,581.54	100.00%

Hunt County Grants - SB22	Rate	Month Balance	
Sheriff - Texas CLASS	5.4286%	502,005.07	47.62%
CA - Texas CLASS	5.4286%	276,102.80	26.19%
DA - Texas CLASS	5.4286%	276,102.80	26.19%
TOTAL:		1,054,210.67	100.00%

Capital Improvement	Rate	Month Balance	
Logic	5.4544%	13,337,784.27	78.63%
Texpool	5.3142%	3,624,252.11	21.37%
TOTAL:		16,962,036.38	100.00%

Invested Funds

April 2024

ARPA Funds	Rate	Month Balance	
Texas CLASS	5.4286%	10,545,507.45	100.00%
TOTAL:		10,545,507.45	100.00%

Self-Insurance Fund	Rate	Month Balance	
Texas CLASS	5.4286%	108,712.66	100.00%
TOTAL:		108,712.66	100.00%

Co. Clerk Records Mgmt & Preservation	Rate	Month Balance	
Texas CLASS	5.4286%	1,524,252.32	100.00%
TOTAL:		1,524,252.32	100.00%

(Also at 100% each as stated below)

Logic: Road Bonds	3,610,055.74
TexPool: Right of Way	10,401.92
TexPool: Debt Service I&S	164,818.95

Total Investments: **\$69,105,587.34**